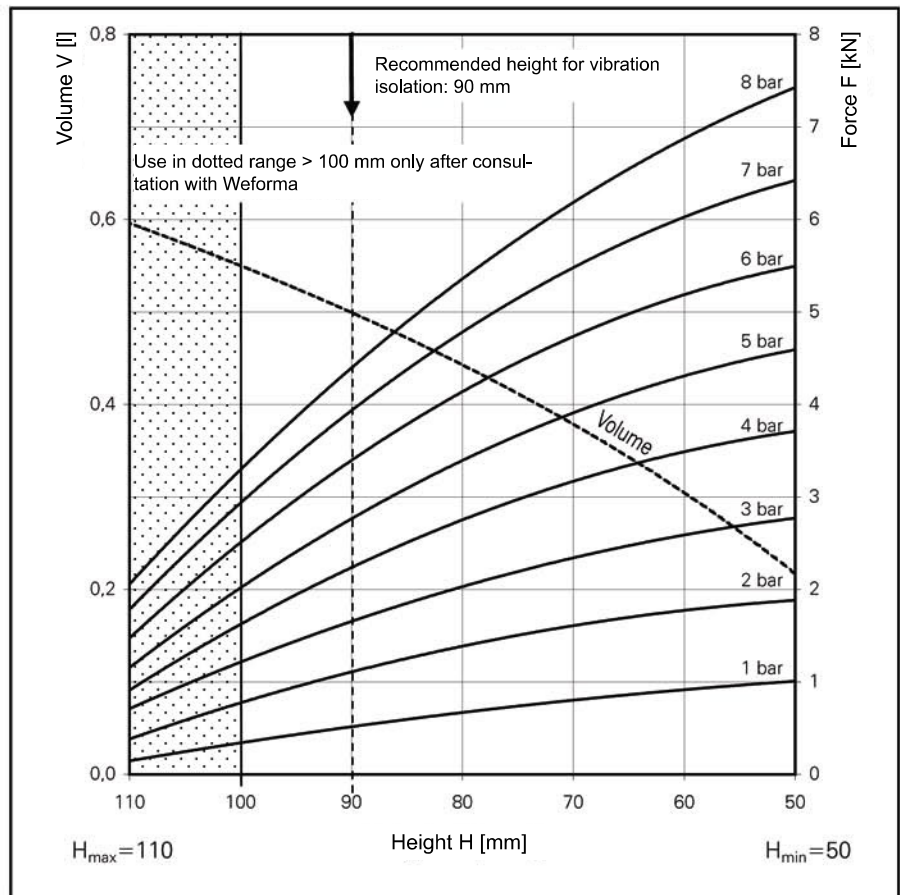
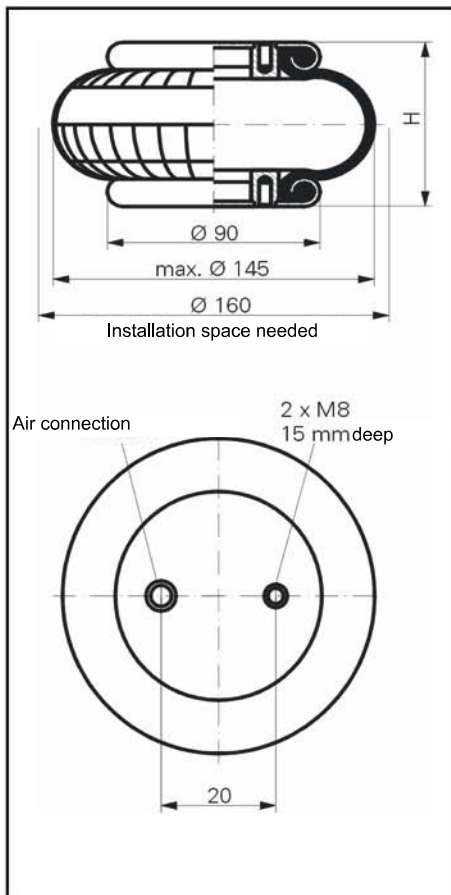


WBE 100



Force-height diagramm

Air connection

WBE 100-E1 G1/8

Technical data

Min. pressure	0 bar
Return force to min. height	≤ 120 N
Overall weight with clamped plates	0.9 kg

Vibration isolation - dynamic characteristic values


Design height recommended 90mm, minimum 70mm

Pressure p [bar]	3	4	5	6	7	8	Vol. V[l]
Force (Load) [kN]	1.7	2.3	2.8	3.4	3.8	4.4	
Spring rate c [N/cm]	760	990	1220	1480	1610	1820	
Natural frequenz f ₀ [Hz]	3.5	3.3	3.3	3.3	3.2	3.2	

Pneumatic application - static characteristic values

Force F [kN]

Pressure p [bar]	3	4	5	6	7	8	Vol.[l]	
Height H [mm]	100	1.2	1.6	2.0	2.5	3.0		3.4
	90	1.7	2.2	2.8	3.4	3.9		4.4
	80	2.1	2.8	3.5	4.2	4.9		5.3
	70	2.3	3.2	3.9	4.7	5.4		6.2
	60	2.6	3.5	4.3	5.2	6.1		6.9

 Service instructions
M8 = 25 Nm
G 1/8 = 25 Nm